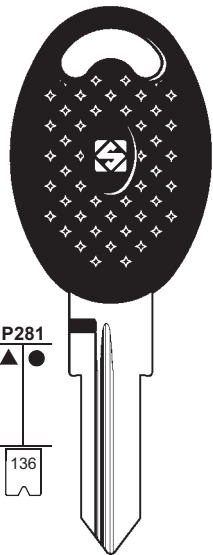




Motorcycle keys guide
Guida chiavi moto
Führer für Motorräderschlüssel
Guide clés pour motocyclettes
Guía llaves para motocicletas
Guia chaves para motocicletas


PER: 
FOR: 

APRILIA



P281
▲ ●
136


ZD22RBP
..... 8001-9554



Blue head
Testa blu

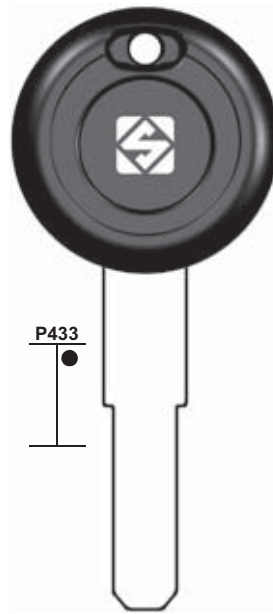
P297
●
136


ZD23RT5
..... 8001-9554



P325
▲ ●
136


ZD24RDP
..... 8001-9554



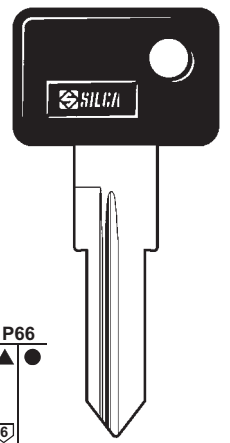
P433
●

 
ZD30T5

ZADI

ZADI

ATALA



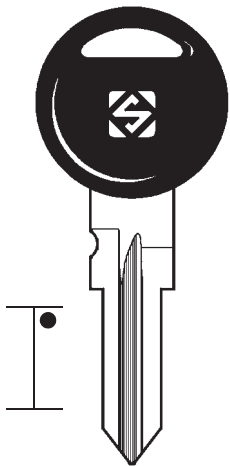
P66
▲ ●
136


ZD16RP
..... 8001-9554
... 1-700
N ... 1-700

ZADI

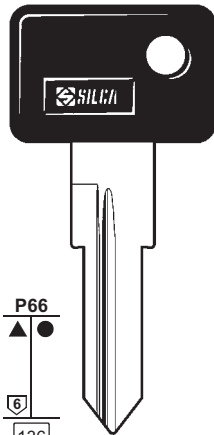
PER: 
FOR: 

BAJAJ




BAJ1RP

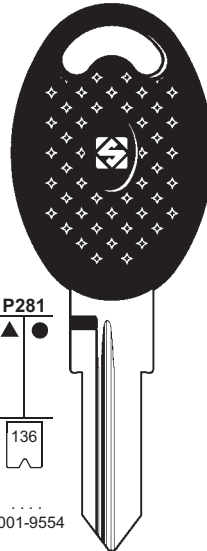
BETA



P66
▲ ●
136

..... 8001-9554
... 1-700
N ... 1-700


ZD16RP



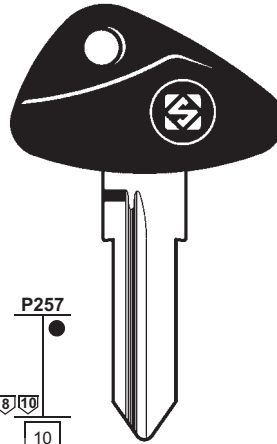
P281
▲ ●
136

.....
8001-9554


ZD22RBP

ZADI

BMW

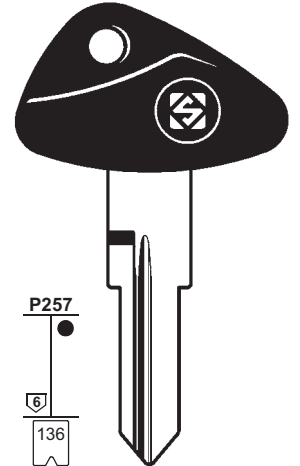


P257
●
10
184

H P
12353-53425
HB 1-5000


BW7BP

NEIMAN



P257
●
136

..... 8001-9554

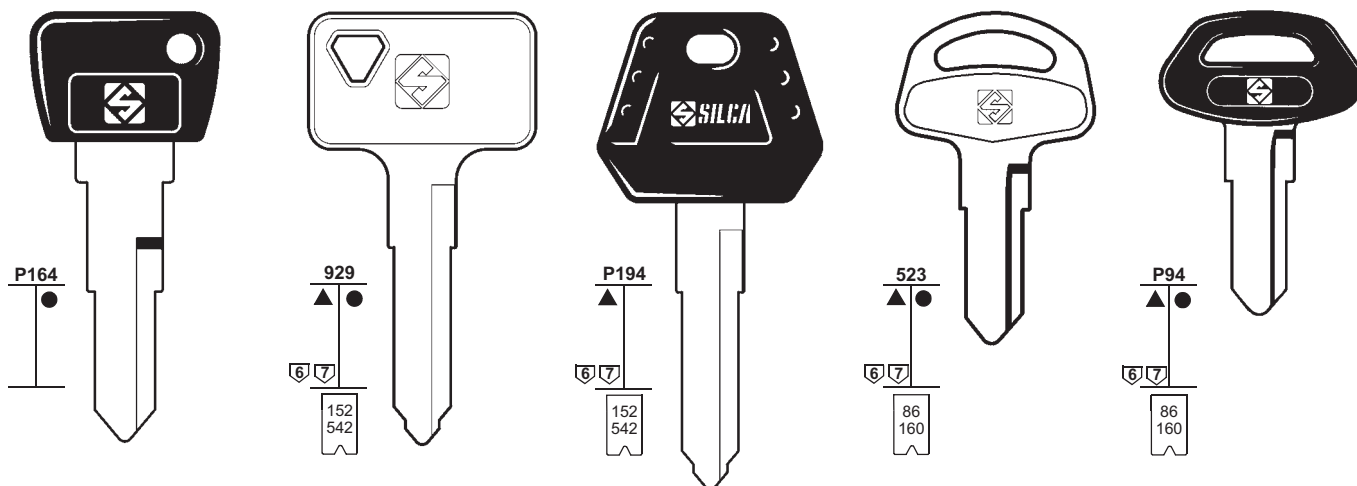

ZD28RFP

ZADI

1	2	2a	3	6	71	72	42	43 44a	9b	10b 10c	12	15	A	B	C	D	
IGNITION																	
MOTORCYCLE MAKE/MODEL	FROM	TO	SILCA REF.	TRANSP. TYPE	ID	COPY	ID	COPY	ID	COPY	STP						
	1995	2010	 Ref.		 FAST COPY PLUS RW4 PLUS	 FAST COPY PLUS RW4 PLUS	 FAST COPY RW4	 FAST COPY RW4	 RW3	 RW3							
APRILIA																	
AMICO	1996		ZD22RBP											⇐		⇐	
ATLANTIC 125	2003		ZD24RDP											⇐	⇐	⇐	⇐
ATLANTIC 500	2003		ZD23RT5	TEMIC	12	Y	12	Y	12	Y				⇐	⇐	⇐	⇐
CLASSIC 125	1996		ZD22RBP											⇐		⇐	
GULLIVER	1996		ZD22RBP											⇐		⇐	
LEONARDO	1996		ZD22RBP											⇐		⇐	
MOTÒ 6.5	1996		ZD22RBP											⇐		⇐	
PEGASO 3-650	1996		ZD22RBP											⇐		⇐	
PEGASO	1996		ZD22RBP											⇐		⇐	
RALLY	1996		ZD22RBP											⇐		⇐	
RSV 1000	2004		ZD30T5	TEMIC	12	Y	12	Y	12	Y				⇐		⇐	
RX50	1996		ZD22RBP											⇐		⇐	
SCARABEO 500	2003		ZD23RT5	TEMIC	12	Y	12	Y	12	Y				⇐	⇐	⇐	⇐
SR50	1996		ZD22RBP											⇐		⇐	
TUONO 1000R	2004		ZD30T5	TEMIC	12	Y	12	Y	12	Y				⇐		⇐	
ATALA																	
BYTE AT10-50	1996		ZD16RP											⇐		⇐	
GREEN	1996		ZD16RP											⇐		⇐	
HACKER-AT12	1996		ZD16RP											⇐		⇐	
BAJAJ																	
SOME MODELS		2009	BAJ1RP											⇐	⇐	⇐	⇐
BETA																	
CHRONO 502	1995	1996	ZD16RP											⇐		⇐	
CHRONO	1995	1996	ZD16RP											⇐		⇐	
QUADRA	1995	1996	ZD16RP											⇐		⇐	
QUADRA	1996		ZD22RBP											⇐		⇐	
TEMPO	1995	1996	ZD16RP											⇐		⇐	
TEMPO	1996		ZD22RBP											⇐		⇐	
SOME MODELS	1996		ZD22RBP											⇐		⇐	
BIMOTA																	
DB6 DELIRIO	2006													⇐	⇐		
BMW																	
F650	1998		ZD28RFP											⇐	⇐		
K1100LS	1994		BW7BP											⇐	⇐		⇐
K1100LT	1994		BW7BP											⇐	⇐		⇐
R1100GS	1994		BW7BP											⇐	⇐		⇐
R1100R	1994		BW7BP											⇐	⇐		⇐
R1100RT	1994		BW7BP											⇐	⇐		⇐

PER: 
FOR: 

CAGIVA



CG1P



CG2RP



KW14

B 1-2-3-4
H 1-2-3-4
. 8001-9000
B 8001-9000



KW14P

B 1-2-3-4
H 1-2-3-4
. 8001-9000
B 8001-9000



SZ4

. 101-499
. 751-795
A 00-A99



SZ4AP

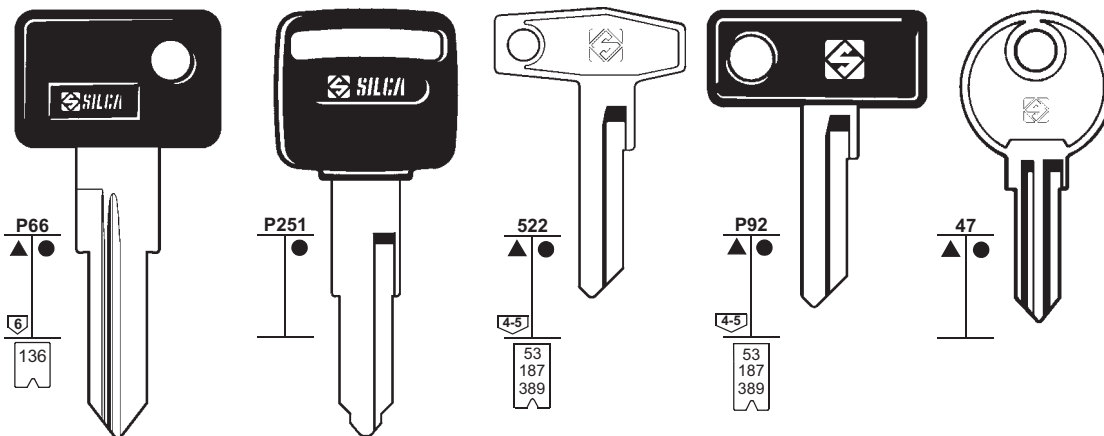
. 101-499
. 751-795
A 00-A99

ZADI

PER: 
FOR: 

CAGIVA

DERBI



ZD16RP

. 8001-9554
. 1-700
N 1-700



ZD21P



ZD9

. 1-1625
E 1-500
. 9001-9500
E 501-710



ZD9P

. 1-1625
E 1-500
. 9001-9500
E 501-710



FIS3



ZD24RDP

. 8001-9554

ZADI

ZADI

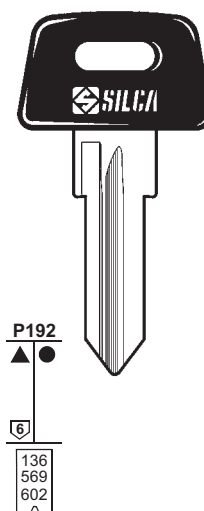
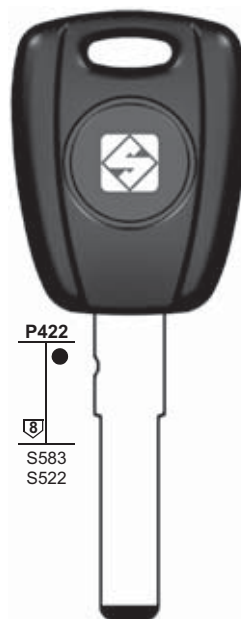
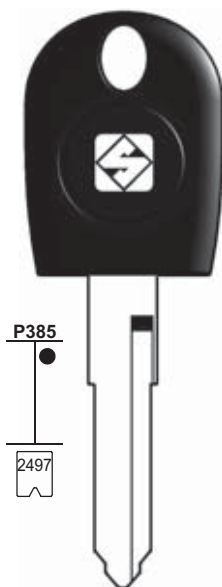
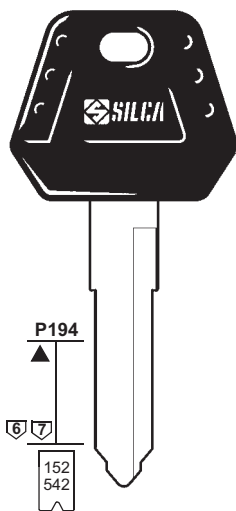
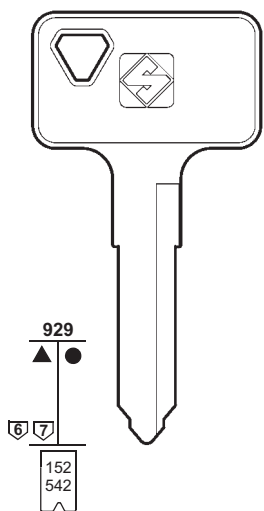
FIST

ZADI

PER: 
FOR: 

DUCATI

GILERA



KW14
B 1-2-3-4
H 1-2-3-4
..... 8001-9000
B 8001-9000

KW14P
B 1-2-3-4
H 1-2-3-4
..... 8001-9000
B 8001-9000

KW17T5
..... 1-2-3-4

SIP22T5
DE
1-11210

ZD17RAP
..... 8001-9554
..... 1-2-3-4-5-6-7-8-9-0

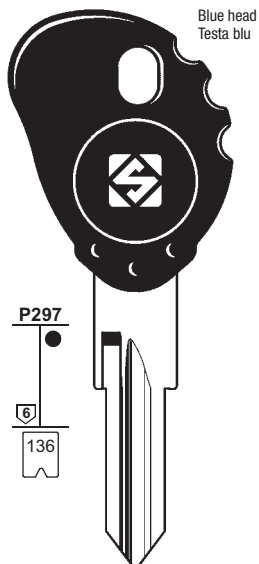
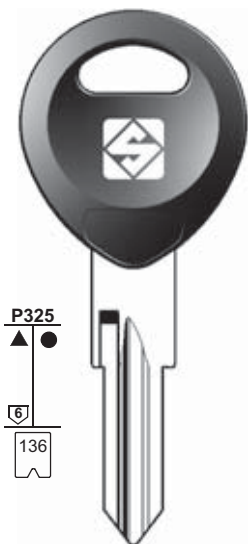
GIOBERT - TRW SIPEA

ZADI

PER: 
FOR: 

GILERA

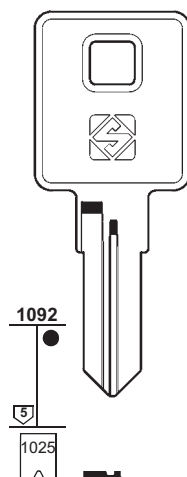
HARLEY DAVIDSON



ZD24RDP
..... 8001-9554

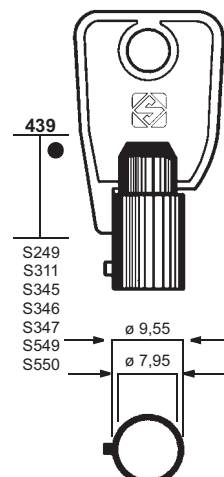
ZD24RT5
..... 8001-9554

ZADI



HY11R

GY 1-2-3-4-5
BZ 1-2-3-4-5
C 1-2-3-4-5
A 1-2-3-4-5



CH9T

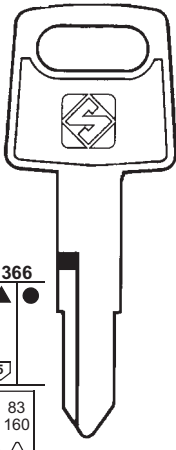
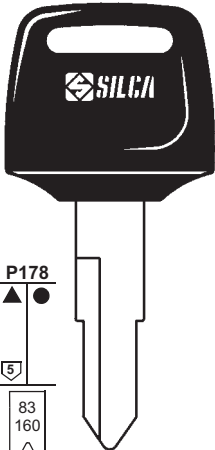
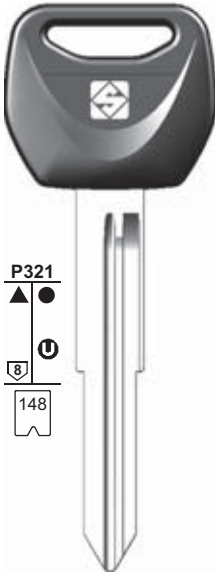
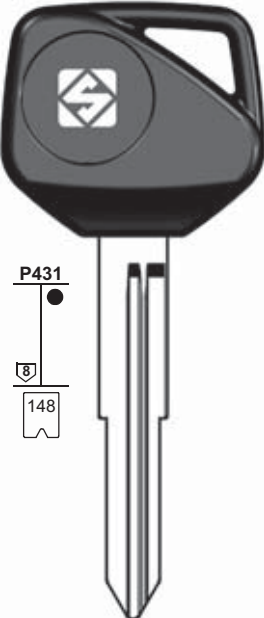
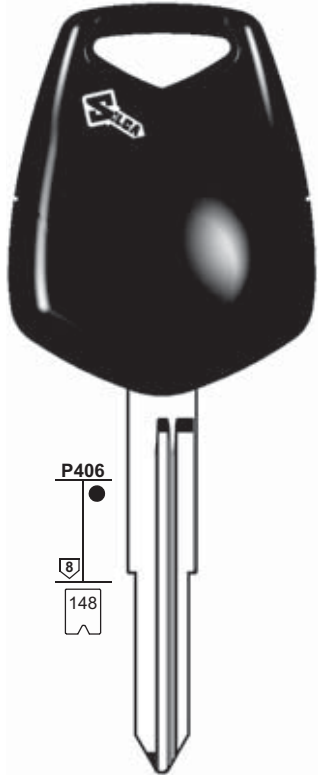







..... 7654321
..... 7654321
..... 7654321
..... 1234567
..... 280001-285000
..... 320001-326000
..... 24568ABCDEFGHIJKLMNO

CHICAGO

1	2	2a	3	6	71	72	42	43 44a	9b	10b 10c	12	15	A	B	C	D
IGNITION																
MOTORCYCLE MAKE/MODEL	FROM	TO	SILCA REF.	TRANSP. TYPE	ID	COPY	ID	COPY	ID	COPY	STP					
	1995	2010	 Ref.		 FAST COPY PLUS RW4 PLUS	 FAST COPY PLUS RW4 PLUS	 FAST COPY RW4	 FAST COPY RW4	 RW3	 RW3						
DUCATI																
1000 DS	2003		KW17T5	TEMIC	11	Y	11	Y	11	Y		S1	↔	↔	↔	
600 MONSTER	1994	2001	KW14										↔	↔	↔	↔
600 MONSTER	1994	2001	KW14P										↔	↔	↔	↔
600 MONSTER	2001		KW17T5	TEMIC	11	Y	11	Y	11	Y		S1				
600 S SPORT	1994	2001	KW14										↔	↔	↔	↔
600 S SPORT	1994	2001	KW14P										↔	↔	↔	↔
600 S SPORT	2001		KW17T5	TEMIC	11	Y	11	Y	11	Y		S1				
620 MONSTER DARK	2005		KW17T5	TEMIC	11	Y	11	Y	11	Y		S1	↔	↔	↔	↔
620 SPORT	2003		KW17T5	TEMIC	11	Y	11	Y	11	Y		S1	↔	↔	↔	
749	2003		KW17T5	TEMIC	11	Y	11	Y	11	Y		S1	↔	↔	↔	
800 SPORT	2003		KW17T5	TEMIC	11	Y	11	Y	11	Y		S1	↔	↔	↔	
900 MONSTER	1994	2001	KW14										↔	↔	↔	↔
900 MONSTER	1994	2001	KW14P										↔	↔	↔	↔
900 MONSTER	2001		KW17T5	TEMIC	11	Y	11	Y	11	Y		S1				
999 R	2003		KW17T5	TEMIC	11	Y	11	Y	11	Y		S1	↔	↔	↔	
999 S	2003		KW17T5	TEMIC	11	Y	11	Y	11	Y		S1	↔	↔	↔	
999	2003		KW17T5	TEMIC	11	Y	11	Y	11	Y		S1	↔	↔	↔	
MONSTER S2R	2005		KW17T5	TEMIC	11	Y	11	Y	11	Y		S1	↔	↔	↔	↔
MONSTER S4	2001		KW17T5	TEMIC	11	Y	11	Y	11	Y		S1				
MONSTER S4R	2005		KW17T5	TEMIC	11	Y	11	Y	11	Y		S1	↔	↔	↔	↔
ST2	1997		KW14										↔	↔	↔	↔
ST2	1997		KW14P										↔	↔	↔	↔
ST3	2005		KW17T5	TEMIC	11	Y	11	Y	11	Y		S1	↔	↔	↔	↔
GILERA																
FUOCO	2006		SIP22T5	TEMIC	11	Y	11	Y	11	Y	T-F	S9				
GP800	2006		SIP22T5	TEMIC	11	Y	11	Y	11	Y	T-F	S9				
NCR 50	2006		ZD24RDP										↔		↔	
NEXUS 250	2007		ZD24RT5	TEMIC	11	Y	11	Y	11	Y	T-F	S9	↔	↔		↔
NEXUS 500	2006		SIP22T5	TEMIC	11	Y	11	Y	11	Y	T-F	S9				
NEXUS	2006		ZD24RDP										↔		↔	
RUNNER	2006		ZD24RDP										↔		↔	
STORM 50	1995		ZD17RAP											↔		
TYPHOON	1995		ZD17RAP											↔		
SOME MODEL	1995		ZD17RAP											↔		
HARLEY DAVIDSON																
1200 SPORTSTER	1994		HY11R										↔			
883 SPORTSTER	1994		HY11R										↔			
SOME MODEL	1996		CH9T										↔			

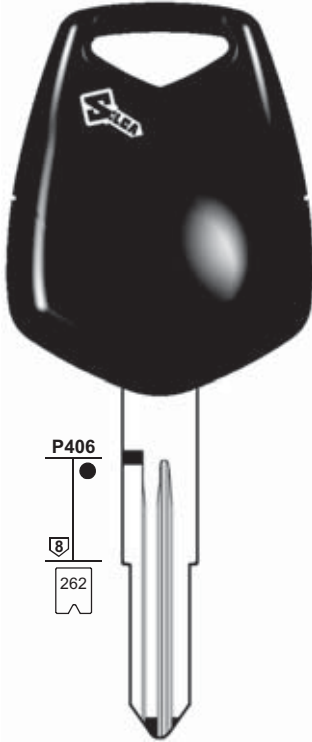
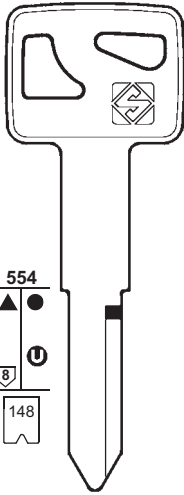
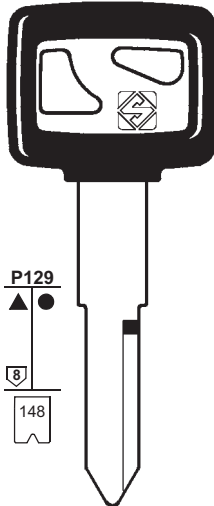
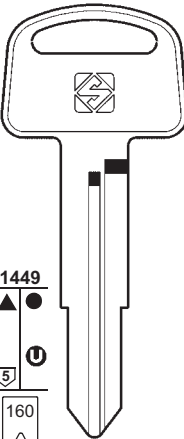






PER: 
 FOR: 

HONDA

				
366 ▲ ● 5 83 160	P178 ▲ ● 5 83 160	P321 ▲ ● 5 148	P431 ▲ ● 5 148	P406 ● 8 148
 HON31 ... 121-140 221-240 321-340 421-440 521-540 621-640 721-740 821-840 C...00-99 D...00-99	 HON31R ... 101-120 201-220 301-320 401-420 501-520 601-620 701-720 801-820 A...00-99 B...00-99	 HON31CP ... 121-140 221-240 321-340 421-440 521-540 621-640 721-740 821-840 C...00-99 D...00-99	 HON31RCP ... 101-120 201-220 301-320 401-420 501-520 601-620 701-720 801-820 A...00-99 B...00-99	 HON63FP 1-2-3
			 HON70T14 1-2-3	 HON70EHP 1-2-3

PER: 
 FOR: 

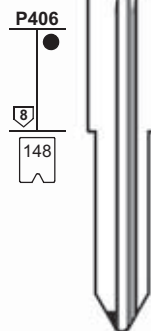
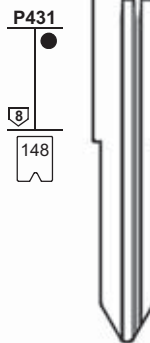
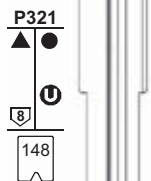
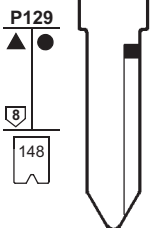
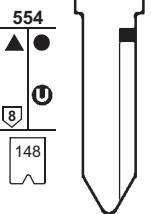
HONDA

					
P406 ● 5 262	554 ▲ ● 8 148	P129 ▲ ● 8 148	1449 ▲ ● 5 160	P61 ▲ ● 5 160	P325 ▲ ● 5 136
 HON58REHP 5001-8442	 HON41 ... J00-U99 1-2-3	 HON41P ... J00-U99 1-2-3	 HON64 A...00-99	 HON64BP A00-A99	 ZD24RDP 8001-9554
					ZADI

1	2	2a	3	6	71	72	42	43 44a	9b	10b 10c	12	15	A	B	C	D
IGNITION																
MOTORCYCLE MAKE/MODEL	FROM	TO	SILCA REF.	TRANSP. TYPE	ID	COPY	ID	COPY	ID	COPY	STP					
	1995	2010	 Ref.		 FAST COPY PLUS RW4 PLUS	 FAST COPY PLUS RW4 PLUS	 FAST COPY RW4	 FAST COPY RW4	 RW3	 RW3						
HONDA																
CB 500	1994	1997	HON31										⇐	⇐	⇐	⇐
CB 500	1994	1997	HON31CP										⇐	⇐	⇐	⇐
CB 500	1994	1997	HON31R										⇐	⇐	⇐	⇐
CB 500	1994	1997	HON31RCP										⇐	⇐	⇐	⇐
CB 500S	1997		HON63FP										⇐	⇐	⇐	⇐
CBF 500	2004		HON63FP										⇐	⇐	⇐	
CBF 600	2004		HON63FP										⇐	⇐	⇐	
CBR 1000	2004		HON70T14	PH / CR2	46			46		46			⇐		⇐	
CBR 1000	2004		HON70EHP	PH / CR2	46	Y		46	P-BOX	46			⇐		⇐	
CBR 1000F	1997	1999	HON63FP										⇐	⇐	⇐	⇐
CBR 1100F	1999		HON70T14	PH / CR2	46			46		46						
CBR 1100F	1999		HON70EHP	PH / CR2	46	Y		46	P-BOX	46			⇐		⇐	
CBR 600F	1999		HON70T14	PH / CR2	46			46		46						
CBR 600F	1999		HON70EHP	PH / CR2	46	Y		46	P-BOX	46						
CBR 600RR	2003		HON70T14	PH / CR2	46			46		46			⇐		⇐	
CBR 600RR	2003		HON70EHP	PH / CR2	46	Y		46	P-BOX	46			⇐		⇐	
CBR 900	2003		HON70T14	PH / CR2	46			46		46			⇐		⇐	
CBR 900	2003		HON70EHP	PH / CR2	46	Y		46	P-BOX	46			⇐		⇐	
CBR 900RR	1994	1997	HON31										⇐	⇐	⇐	⇐
CBR 900RR	1994	1997	HON31CP										⇐	⇐	⇐	⇐
CBR 900RR	1994	1997	HON31R										⇐	⇐	⇐	⇐
CBR 900RR	1994	1997	HON31RCP										⇐	⇐	⇐	⇐
CBR 900RR	1997	2003	HON63FP										⇐	⇐	⇐	⇐
DYLAN 125	2004		ZD24RDP										⇐	⇐	⇐	⇐
FORZA	2005		HON63FP										⇐	⇐	⇐	⇐
GOLD WING 1800	2001			PH / CR2	46			46		46				⇐	⇐	⇐
GOLD WING 1800	2001		HON58REHP	PH / CR2	46	Y		46	P-BOX	46				⇐	⇐	⇐
HORNET	1998		HON64										⇐	⇐	⇐	
HORNET	1998		HON64BP										⇐	⇐	⇐	⇐
HORNET	1998		HON64RBP										⇐	⇐	⇐	⇐
HORNET	2003		HON70T14	PH / CR2	46			46		46			⇐		⇐	
HORNET	2003		HON70EHP	PH / CR2	46	Y		46	P-BOX	46			⇐		⇐	
LEAD 100	2003		HON41													
LEAD 100	2003		HON41P													
NT 650V	1999		HON70T14	PH / CR2	46			46		46						
NT 650V	1999		HON70EHP	PH / CR2	46	Y		46	P-BOX	46						
NTV 650	1997	1998	HON63FP										⇐	⇐	⇐	⇐
NX 650	1997	2000	HON63FP										⇐	⇐	⇐	⇐
PHANTEON	2003		ZD24RDP										⇐	⇐	⇐	⇐

PER: 
FOR: 

HONDA




HON41
... J00-U99
..... 1-2-3


HON41P
... J00-U99
..... 1-2-3

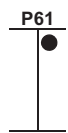

HON63FP
..... 1-2-3

 
HON70T14
..... 1-2-3

 
HON70EHP
..... 1-2-3

PER: 
FOR: 

HONDA





HON68BP




HON68RBP


ZD24RDP
.... 8001-9554



Blue head
Testa blu



 
ZD24RT14
.... 8001-9554

ZADI



 
ZD24REHP
.... 8001-9554

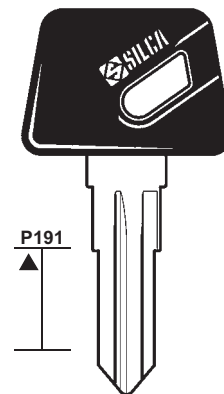
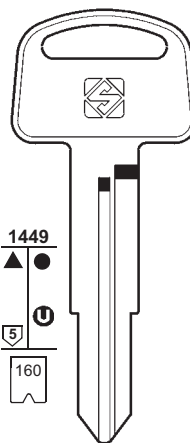
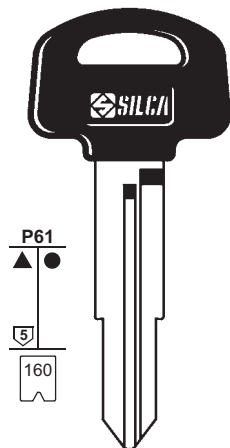
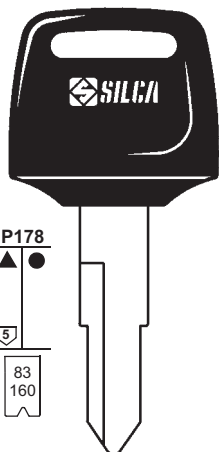
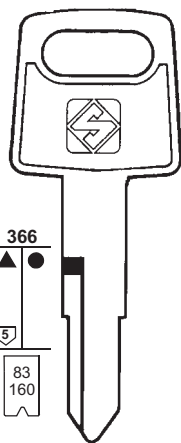
ZADI

1	2	2a	3	6	71	72	42	43 44a	9b	10b 10c	12	15	A	B	C	D
IGNITION																
MOTORCYCLE MAKE/MODEL	FROM	TO	SILCA REF.	TRANSP. TYPE	ID	COPY	ID	COPY	ID	COPY	STP					
	1995	2010	 Ref.		 FAST COPY PLUS RW4 PLUS	 FAST COPY PLUS RW4 PLUS	 FAST COPY RW4	 FAST COPY RW4	 RW3	 RW3						
HONDA																
PS 125i	2006		ZD24RDP										↔	↔	↔	↔
PS 150i	2006		ZD24RDP										↔	↔	↔	↔
SFX 50	1994	1997	HON41											↔	↔	
SFX 50	1994	1997	HON41P											↔	↔	
SFX 50	1997		HON63FP										↔	↔	↔	↔
SH 100	1997		HON63FP										↔	↔	↔	↔
SH 125i	2005		ZD24RDP										↔	↔	↔	↔
SH 150i	2006		ZD24RDP										↔	↔	↔	↔
SH 300	2007		ZD24RT14	PH / CR2	46			46		46				↔	↔	↔
SH 300	2007		ZD24REHP	PH / CR2	46	Y		46	P-BOX	46				↔	↔	↔
SH 50	1997		HON63FP										↔	↔	↔	↔
SHADOW 750	2004		HON70T14	PH / CR2	46			46		46			↔	↔	↔	
SHADOW 750	2004		HON70EHP	PH / CR2	46	Y		46	P-BOX	46			↔	↔	↔	
SILVER WING	2001	2008	HON70T14	PH / CR2	46			46		46				↔	↔	↔
SILVER WING	2001	2008	HON70EHP	PH / CR2	46	Y		46	P-BOX	46				↔	↔	↔
SJ 100 BALI EX	1997		HON63FP										↔	↔	↔	↔
SJ 50 BALI	1994		HON41											↔	↔	
SJ 50 BALI	1994		HON41P											↔	↔	
ST 1100	1997		HON63FP										↔	↔	↔	↔
ST1300 Pan-Euro-	2008		HON70T14	PH / CR2	46			46		46			↔	↔	↔	↔
ST1300 Pan-Euro-	2008		HON70EHP	PH / CR2	46	Y		46	P-BOX	46			↔	↔	↔	↔
SW-T400	2009		HON70T14	PH / CR2	46			46		46			↔	↔		
SW-T400	2009		HON70EHP	PH / CR2	46	Y		46	P-BOX	46			↔	↔		
VARADERO	2003		HON70T14	PH / CR2	46			46		46			↔		↔	
VARADERO	2003		HON70EHP	PH / CR2	46	Y		46	P-BOX	46			↔		↔	
VT 750 C4	2004		HON70T14	PH / CR2	46			46		46			↔		↔	
VT 750 C4	2004		HON70EHP	PH / CR2	46	Y		46	P-BOX	46			↔		↔	
VTX 1800	2002		HON70T14	PH / CR2	46			46		46			↔	↔	↔	↔
VTX 1800	2002		HON70EHP	PH / CR2	46	Y		46	P-BOX	46			↔	↔	↔	
X 11	2001		HON70T14	PH / CR2	46			46		46				↔	↔	↔
X 11	2001		HON70EHP	PH / CR2	46	Y		46	P-BOX	46				↔	↔	
SOME MODELS			HON68BP										↔	↔	↔	↔
SOME MODELS			HON68RBP										↔	↔	↔	↔

PER: 
FOR: 

HONDA

ITALJET



HON31

...
121-140
221-240
321-340
421-440
521-540
621-640
721-740
821-840
C . . 00-99
D . . 00-99



HON31R

...
101-120
201-220
301-320
401-420
501-520
601-620
701-720
801-820
A . . 00-99
B . . 00-99



HON31CP

...
121-140
221-240
321-340
421-440
521-540
621-640
721-740
821-840
C . . 00-99
D . . 00-99



HON31RCP

...
101-120
201-220
301-320
401-420
501-520
601-620
701-720
801-820
A . . 00-99
B . . 00-99



HON64BP

A00-A99



HON64RBP

A00-A99



HON64R

A00-A99



YH34P

... 3000



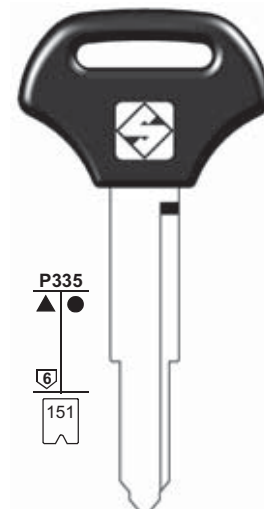
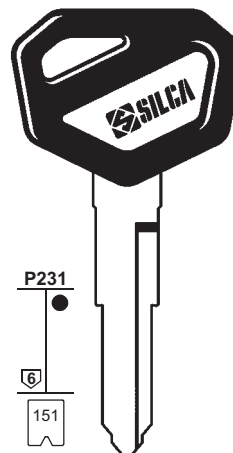
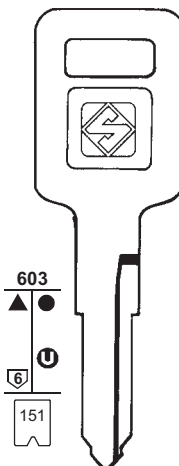
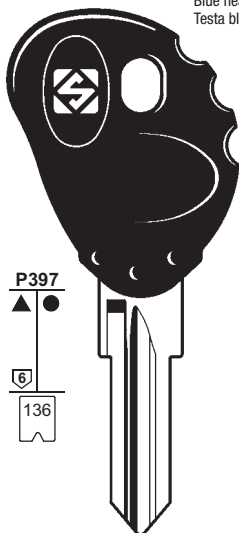
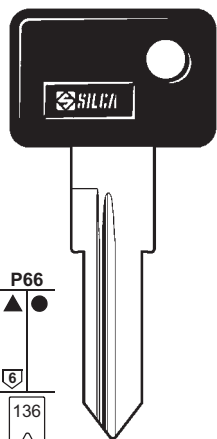
YH34RP

... 7000

PER: 
FOR: 

ITALJET

KAWASAKI



ZD16RP

... 8001-9554
... 1-700
N ... 1-700



ZD23RCP

...
8001-9554

ZADI



KW12

Z ...
5001-6000



KW12BP

Z ...
5001-6000

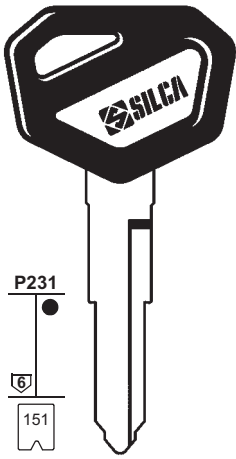


KW16CP

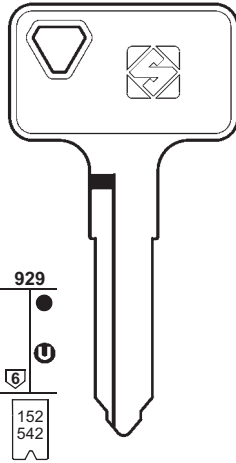
Z ...
5001-6000

PER: 
FOR: 

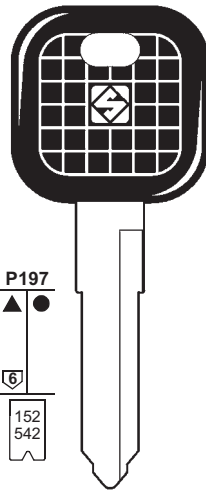
KAWASAKI



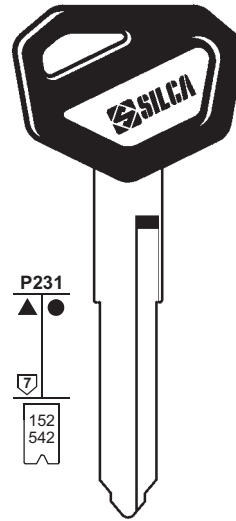
KW12BP
Z 5001-6000



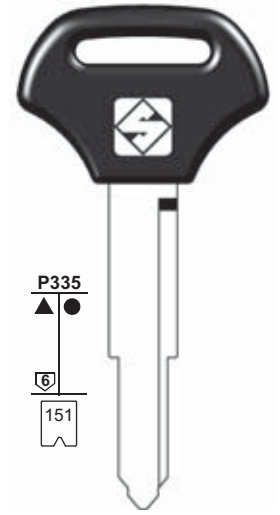
KW14R
B 1-2-3-4
H 1-2-3-4



KW14AP
..... 8001-9000
B 1-2-3-4
H 1-2-3-4
B 1-2-3-4



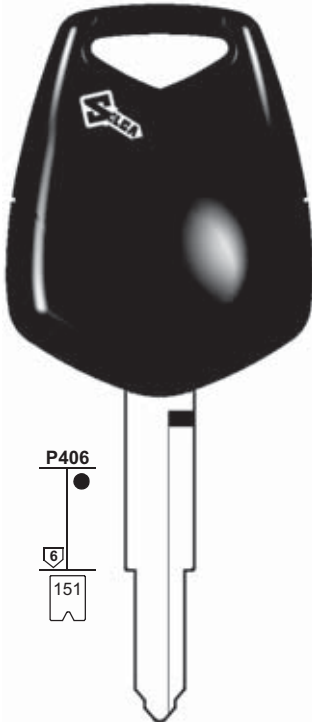
KW15BP
B 8001-9000



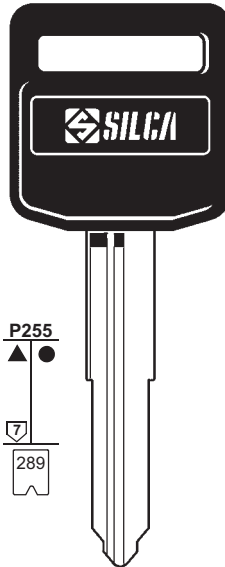
KW16CP
Z
5001-6000

PER: 
FOR: 

KAWASAKI



KW16EH2
Z
5001-6000



SZ14RAP
..... 6001-7000
A 6001-7000



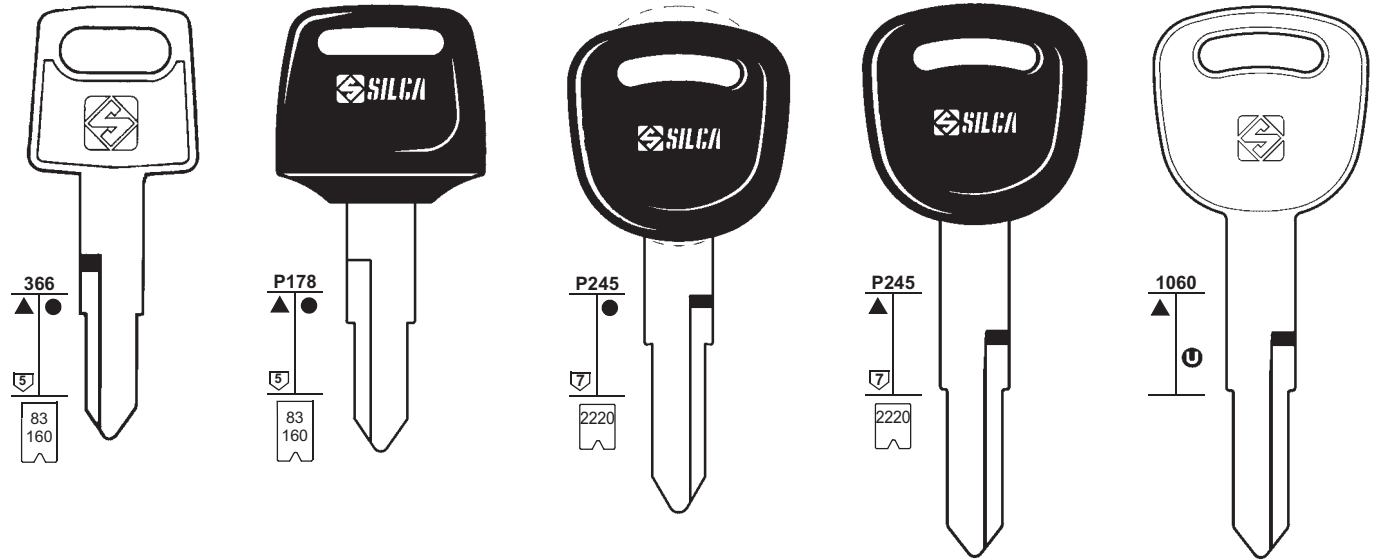
ZD24RDP
..... 8001-9554

ZADI

1	2	2a	3	6	71	72	42	43 44a	9b	10b 10c	12	15	A	B	C	D
IGNITION																
MOTORCYCLE MAKE/MODEL	FROM	TO	SILCA REF.	TRANSP. TYPE	ID	COPY	ID	COPY	ID	COPY	STP					
	1995	2010	 Ref.		 FAST COPY PLUS RW4 PLUS	 FAST COPY PLUS RW4 PLUS	 FAST COPY RW4	 FAST COPY RW4	 RW3	 RW3						
KAWASAKI																
KLR 600S	1994		KW15BP										↔			
KLR 650	1994		KW15BP										↔			
KLV1000	2004		SZ14RAP										↔			
LDT 500	1995		KW14R										↔	↔	↔	↔
NINJA ZX-10R	2004			TEX / CR	62		62		62				↔	↔	↔	
NINJA ZX-10R	2004		KW16EH2	TEX / CR	62	Y	62	Y	62	PC			↔	↔	↔	
NINJA ZX-12R	2003		KW16CP										↔	↔	↔	↔
NINJA ZX-6R	2003	2006	KW16CP										↔	↔	↔	↔
NINJA ZX-6R	2006			TEX / CR	62		62		62				↔	↔	↔	
NINJA ZX-6R	2006		KW16EH2	TEX / CR	62	Y	62	Y	62	PC			↔	↔	↔	
NINJA ZX-7R	2003		KW16CP										↔	↔	↔	↔
NINJA ZX-9R	1994	2003	KW15BP										↔	↔	↔	↔
NINJA ZX-9R	2003		KW16CP										↔	↔	↔	↔
VN 1600	2003		KW14AP										↔	↔	↔	↔
VN 800	1995		KW14R										↔	↔	↔	↔
Z1000	2004			TEX / CR	62		62		62				↔	↔	↔	
Z1000	2004		KW16EH2	TEX / CR	62	Y	62	Y	62	PC			↔	↔	↔	
Z750	2004		KW16CP										↔	↔	↔	
Z750S	2006			TEX / CR	62		62		62							
Z750S	2006		KW16EH2	TEX / CR	62	Y	62	Y	62	PC			↔	↔	↔	
ZL600 ELIMINATOR	1997		KW12BP											↔		↔
ZR7	1999		KW16CP										↔	↔	↔	↔
ZZR 1200	2003		KW16CP										↔	↔	↔	↔
ZZR 1400	2007			TEX / CR	62		62		62				↔	↔	↔	
ZZR 1400	2007		KW16EH2	TEX / CR	62	Y	62	Y	62	PC			↔	↔	↔	
ZZR 600	1994		KW15BP										↔	↔	↔	↔
SOME MODELS			KW16CP										↔	↔	↔	↔
SOME MODELS	1994		KW15BP										↔			
KTM																
ER-5	2003		ZD24RDP										↔	↔		↔

PER: 
 FOR: 

KYMCO




HON31

...
 121-140
 221-240
 321-340
 421-440
 521-540
 621-640
 721-740
 821-840
 C...00-99
 D...00-99


HON31CP

...
 121-140
 221-240
 321-340
 421-440
 521-540
 621-640
 721-740
 821-840
 C...00-99
 D...00-99


KYM1P

..... 1-2-3-4


KYM1RP

..... 1-2-3-4


KYM2P

..... 1-2-3-4


KYM2RP

..... 1-2-3-4


KYM2

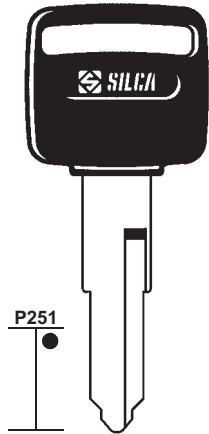
..... 1-2-3-4


KYM2R

..... 1-2-3-4

PER: 
 FOR: 

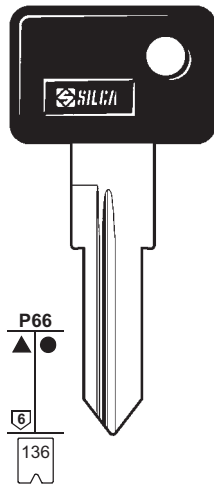
LAVERDA



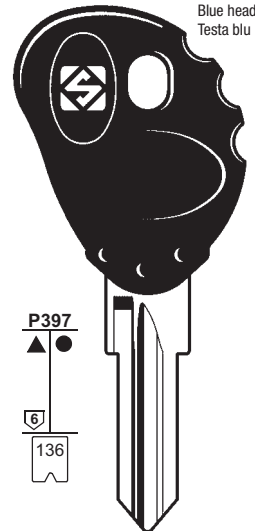

ZD21P

ZADI

MALAGUTI





ZD16RP
 8001-9554
 ... 1-700
 N... 1-700




ZD23RCP

 8001-9554

ZADI



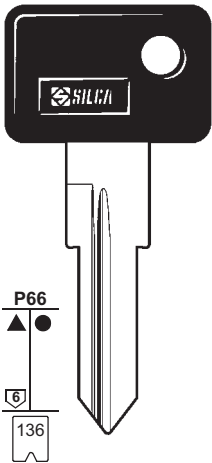
 
ZD23RT5

 8001-9554


ZADI

PER: 
FOR: 

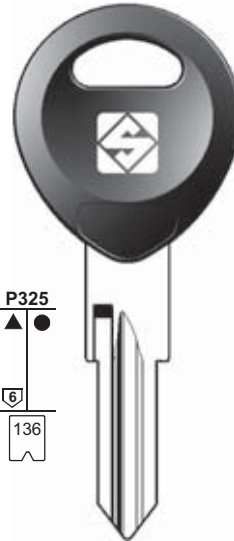
MBK



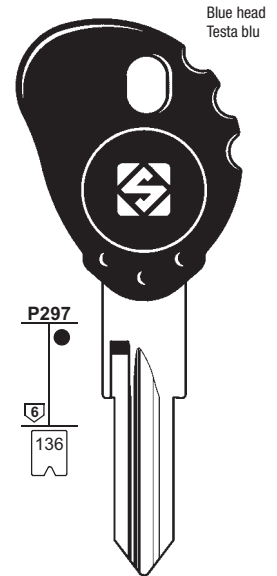

ZD16RP
..... 8001-9554
... 1-700
N ... 1-700




ZD23RT5
.....
8001-9554




ZD24RDP
..... 8001-9554



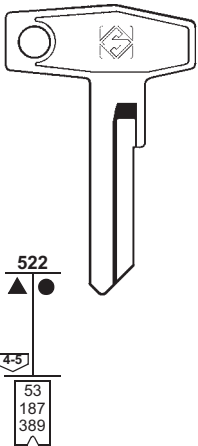

ZD24RT5
.....
8001-9554

ZADI

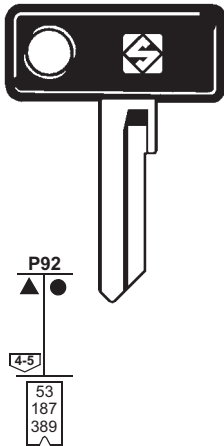
ZADI


PER: 
FOR: 

MOTO GUZZI



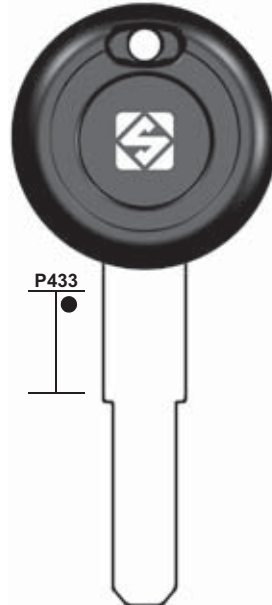

ZD9
..... 1-1625
E ... 1-500
... 9001-9500
E ... 501-710




ZD9P
..... 1-1625
E ... 1-500
... 9001-9500
E ... 501-710




ZD24RDP
..... 8001-9554

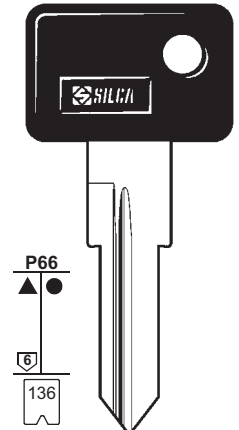




ZD30T5

ZADI

ZADI

MZ

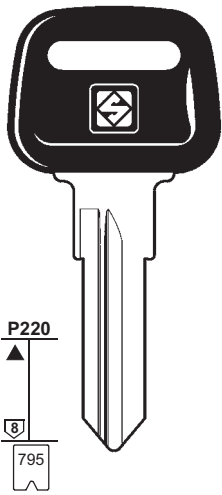




ZD16RP
..... 8001-9554
... 1-700
N ... 1-700

ZADI

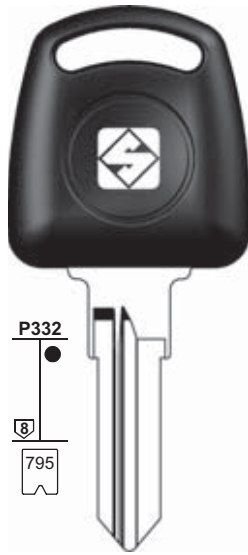
PER: 
FOR: 

PEUGEOT



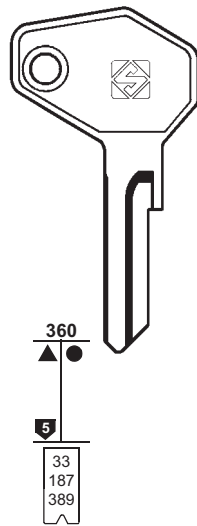

NE74P
CP
1-2-3-4


NEIMAN




NE74T5
CP
1-2-3-4

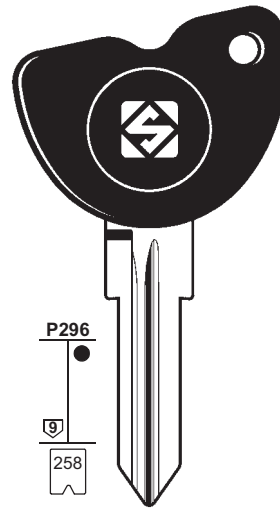
ZADI




ZD7
..... 1-1625
..... 9001-9500
E 1-500
E 501-710

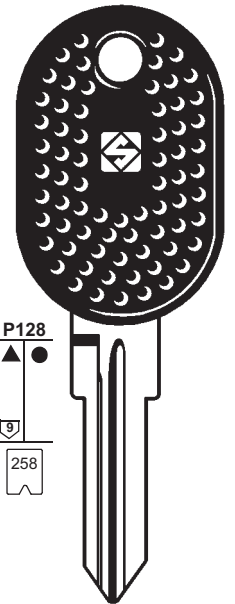
ZADI

PIAGGIO




GT15RDT5
W
0001-9640

GIOBERT - TRW SIPEA

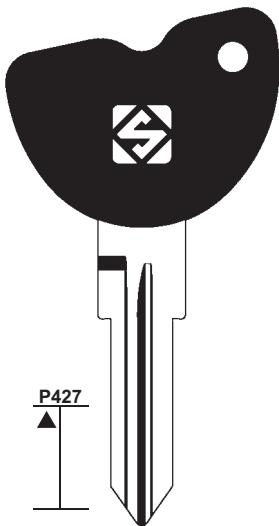



GT15RP
W
0001-9640

GIOBERT - TRW SIPEA

PER: 
FOR: 

PIAGGIO



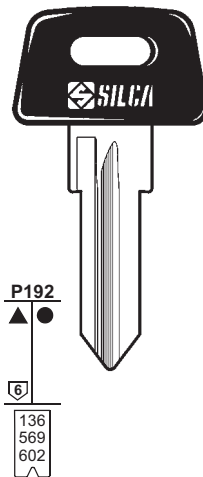

GT20RDP

GIOBERT - TRW SIPEA



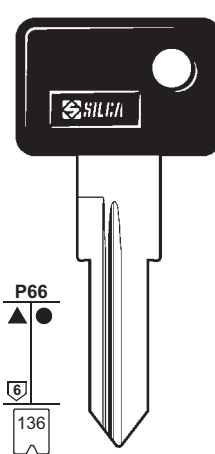

SIP22T5
DE
1-11210

GIOBERT




ZD17RAP
..... 8001-9554
..... 1-2-3-4-5-6-7-8-9-0

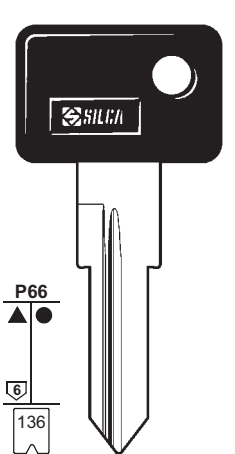
ZADI




ZD16RP
..... 8001-9554
..... 1-700
N 1-700

ZADI

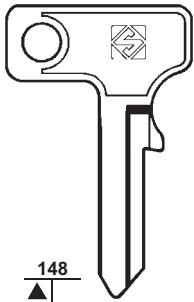
RIZZATO




ZD16RP
..... 8001-9554
..... 1-700
N 1-700

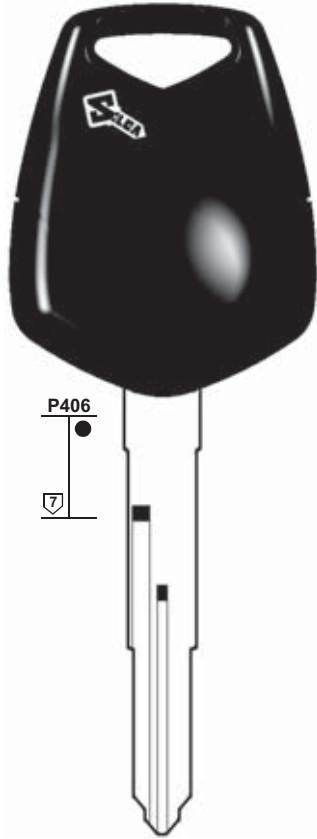
ZADI

SUZUKI



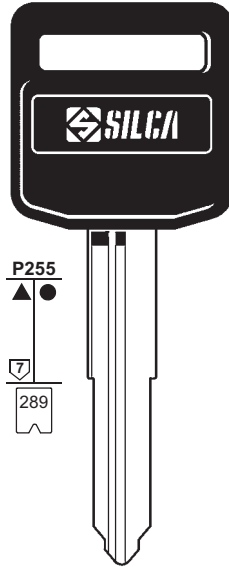
NE44

- 0-1-2-3-4-5
- ... 0 1-2-3-4-5
- . 0 1-2-3-4-5
- AA 1-2-3-4-5
- BA 1-2-3-4-5
- CA 1-2-3-4-5



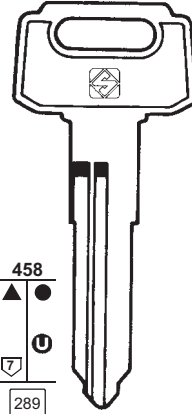
SZ17RH2

NEIMAN



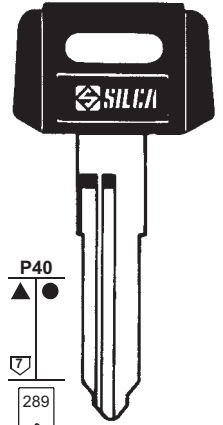
SZ14RAP

- 6001-7000
- A 6001-7000



SZ10R

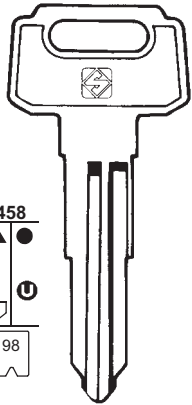
- 6001-7000



SZ10RP

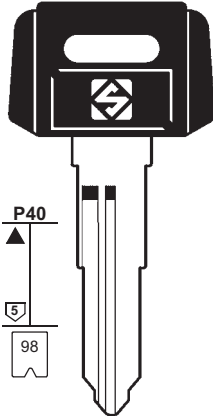
- 6001-7000

SUZUKI



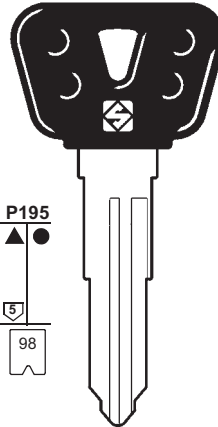
YH29

- D 1-2-3-4
- 32010-79897



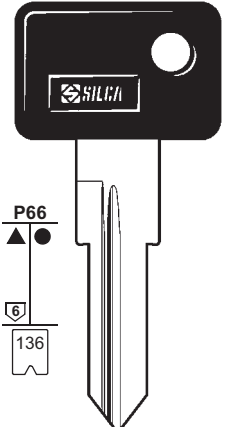
YH29R

- C 1-2-3-4
- 32010-79897



YH29P

- D 1-2-3-4
- 32010-79897



YH30BP

- F 1-2-3-4
- 32010-79897

ZD16RP

- 8001-9554
- ... 1-700
- N 1-700

YH30

- F 1-2-3-4
- 32010-79897

YH30R

- E 1-2-3-4
- 32010-79897

YH29RP

- C 1-2-3-4
- 32010-79897

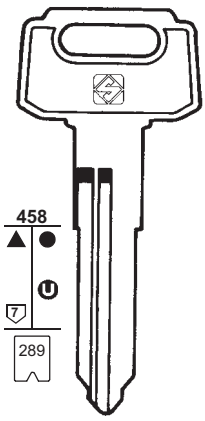
YH30BP

- E 1-2-3-4
- 32010-79897

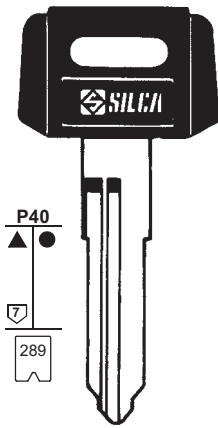
ZADI

1	2	2a	3	6	71	72	42	43 44a	9b	10b 10c	12	15	A	B	C	D
IGNITION																
MOTORCYCLE MAKE/MODEL	FROM	TO	SILCA REF.	TRANSP. TYPE	ID	COPY	ID	COPY	ID	COPY	STP					
	1995	2010	 Ref.		 FAST COPY PLUS RW4 PLUS	 FAST COPY PLUS RW4 PLUS	 FAST COPY RW4	 FAST COPY RW4	 RW3	 RW3						
SUZUKI																
ADDRESS 100	1994		SZ10R										↔	↔	↔	↔
ADDRESS 100	1994		SZ10RP										↔	↔	↔	↔
AJ50 ZZ	1995		ZD16RP										↔	↔		
AN125	1995		YH29										NE44		↔	
AN125	1995		YH29P										NE44		↔	
AN125	1995		YH29R										NE44		↔	
AN125	1995		YH29RP										NE44		↔	
AP50	1995		ZD16RP										↔	↔		
BURGMAN 150	2004			TEXAS	4C		4C		4C				↔			
BURGMAN 400	2004			TEXAS	4C		4C		4C				↔			
BURGMAN 650	2004			TEXAS	4C		4C		4C				↔			
DL1000	2003		SZ14RAP										↔		↔	
DR125 SE	1995		YH30										NE44		↔	
DR125 SE	1995		YH30BP										NE44		↔	
DR125 SE	1995		YH30R										NE44		↔	
DR125 SE	1995		YH30RBP										NE44		↔	
DR350	1997		YH30R											↔	↔	↔
DR650 RSE	1995		SZ14RAP										↔	↔	↔	↔
GFS600	1995		SZ14RAP										↔	↔	↔	↔
GS500E	1995		SZ14RAP										↔	↔	↔	↔
GS500F	2004		SZ14RAP										↔			
GSF BANDIT	2004	2007	SZ14RAP										↔			
GSF BANDIT	2007			TEX / CR	62		62		62				↔	↔	↔	
GSF BANDIT	2007		SZ17REH2	TEX / CR	62	Y	62	Y	62	PC			↔	↔	↔	
GSF600	1995		SZ10R										↔	↔	↔	
GSF600	1995		SZ10RP										↔	↔	↔	
GSX KATANA	1997		ZD16RP											↔		
GSX-R1000	2003	2006	SZ14RAP										↔		↔	
GSX-R1000	2006			TEX / CR	62		62		62				↔	↔	↔	
GSX-R1000	2006		SZ17REH2	TEX / CR	62	Y	62	Y	62	PC			↔	↔	↔	
GSX-R1100	1995		SZ14RAP										↔	↔	↔	↔
GSX-R1300 HAYABUSA	2004		SZ14RAP										↔			
GSX-R600	1997	2006	SZ14RAP											↔	↔	↔
GSX-R600	2006			TEX / CR	62		62		62				↔	↔	↔	
GSX-R600	2006		SZ17REH2	TEX / CR	62	Y	62	Y	62	PC			↔	↔	↔	
GSX-R750 SP	1995		SZ14RAP										↔	↔	↔	↔
GSX-R750 W	1995		SZ14RAP										↔	↔	↔	↔
GSX-R750	1997	2006	SZ14RAP											↔	↔	↔
GSX-R750	2006			TEX / CR	62		62		62				↔	↔	↔	

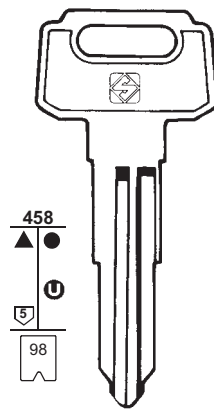
SUZUKI



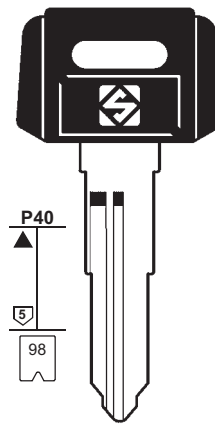
SZ10R
.....
6001-7000



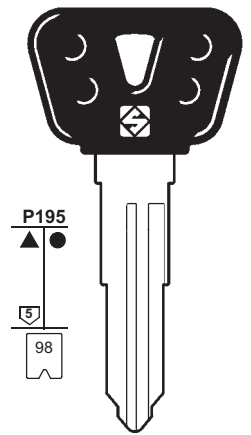
SZ10RP
.....
6001-7000



YH29
D.....
1-2-3-4
32010-79897



YH29R
C.....
1-2-3-4
32010-79897



YH29P
D.....
1-2-3-4
32010-79897

YH30BP
F.....
1-2-3-4
32010-79897

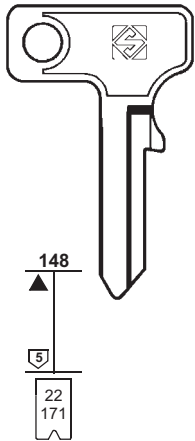
YH30
F.....
1-2-3-4
32010-79897

YH30R
E.....
1-2-3-4
32010-79897

YH29RP
C.....
1-2-3-4
32010-79897

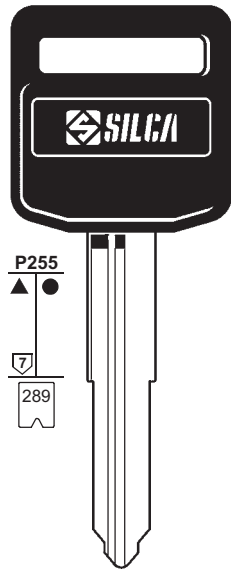
YH30RBP
E.....
1-2-3-4
32010-79897

SUZUKI

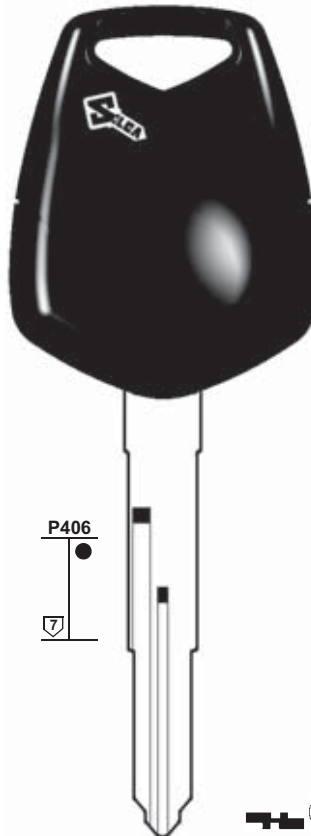


NE44
..... 0-1-2-3-4-5
.. 0... 1-2-3-4-5
. 0... 1-2-3-4-5
AA..... 1-2-3-4-5
BA..... 1-2-3-4-5
CA..... 1-2-3-4-5

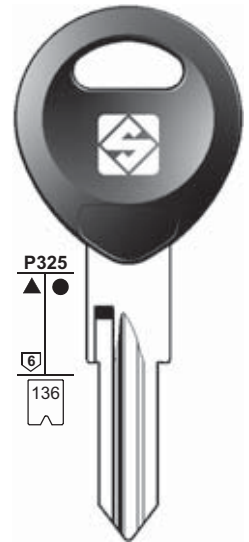
NEIMAN



SZ14RAP
..... 6001-7000
A..... 6001-7000





















SZ17REH2



ZD24RDP
..... 8001-9554

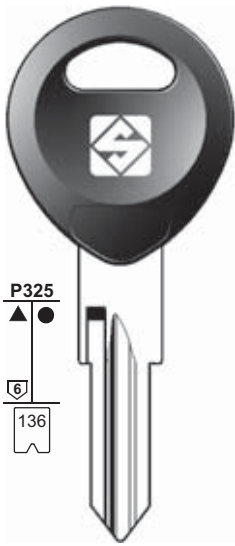
ZADI

1	2	2a	3	6	71	72	42	43 44a	9b	10b 10c	12	15	A	B	C	D			
				IGNITION 															
MOTORCYCLE MAKE/MODEL 	FROM 1995 	TO 2010 	SILCA REF.  Ref.	TRANSP. TYPE 	ID  FAST COPY PLUS RW4 PLUS	COPY  FAST COPY PLUS RW4 PLUS	ID  FAST COPY RW4	COPY  FAST COPY RW4	ID  RW3	COPY  RW3	STP 								
SUZUKI																			
GSX-R750	2006		SZ17REH2	TEX / CR	62	Y	62	Y	62	PC			↔	↔	↔				
KATANA R	2004		ZD24RDP										↔						
LR GSX 600	2004		SZ14RAP										↔						
LS650	1995		YH30										NE44		↔				
LS650	1995		YH30BP										NE44		↔				
LS650	1995		YH30R										NE44		↔				
LS650	1995		YH30RBP										NE44		↔				
MARAUDER GZ250	2004		SZ14RAP										↔						
MARAUDER VZ1600	2004		SZ14RAP										↔						
RF600R	1995		SZ10R										↔	↔	↔				
RF600R	1995		SZ10RP										↔	↔	↔				
RF900R	1995		SZ10R										↔	↔	↔				
RF900R	1995		SZ10RP										↔	↔	↔				
RG125	1995		SZ10R										↔	↔	↔				
RG125	1995		SZ10RP										↔	↔	↔				
SV1000S	2003		SZ14RAP										↔		↔				
SV650	2004		SZ14RAP										↔						
SV650S	2003		SZ14RAP										↔		↔				
SV750	2004		SZ14RAP										↔						
VL800 VOLUSIA	2005		SZ14RAP										↔						
VS 1400GPL	1995		YH30										NE44		↔				
VS 1400GPL	1995		YH30BP										NE44		↔				
VS 1400GPL	1995		YH30R										NE44		↔				
VS 1400GPL	1995		YH30RBP										NE44		↔				
VS 600GL	1995		YH29										NE44		↔				
VS 600GL	1995		YH29P										NE44		↔				
VS 600GL	1995		YH29R										NE44		↔				
VS 600GL	1995		YH29RP										NE44		↔				
VS 800GL	1995		YH29										NE44		↔				
VS 800GL	1995		YH29P										NE44		↔				
VS 800GL	1995		YH29R										NE44		↔				
VS 800GL	1995		YH29RP										NE44		↔				
V-STROM 1000	2004	2007	SZ14RAP										↔						
V-STROM 650	2004	2007	SZ14RAP										↔						
V-STROM	2007			TEX / CR	62		62		62				↔	↔	↔				
V-STROM	2007		SZ17REH2	TEX / CR	62	Y	62	Y	62	PC			↔	↔	↔				

PER: 
FOR: 

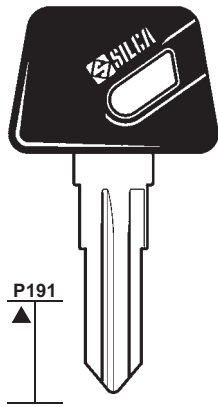
TRIUMPH

YAMAHA




ZD24RDP
..... 8001-9554

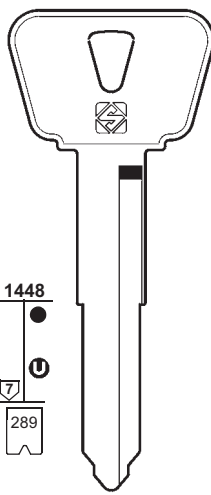
ZADI



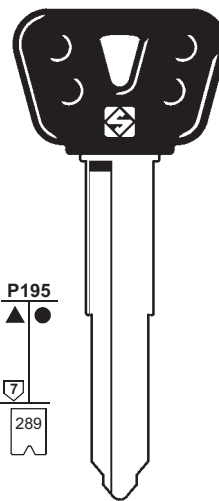

YH34P
..... 3000




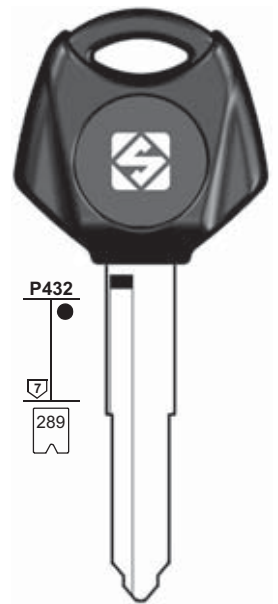

YH34RP
..... 7000




YH35R
A 7001-8500



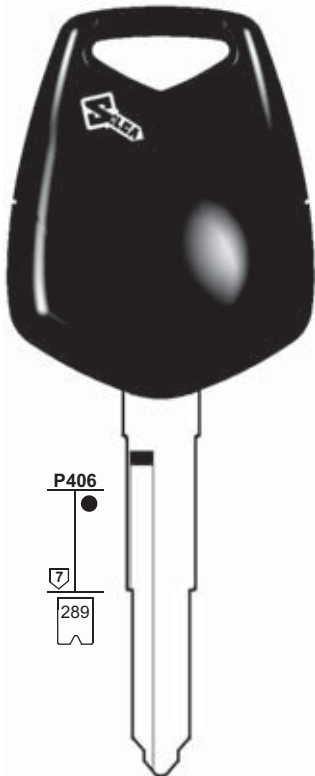

YH35RBP
A 7001-8500
B 7001-8000
C 7001-8000




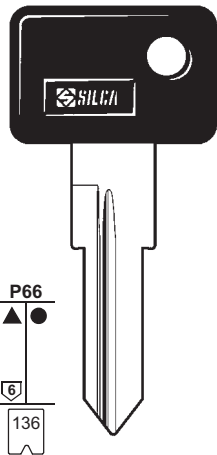

YH35RAT22
A 7001-8500
B 7001-8000
C 7001-8000

PER: 
FOR: 

YAMAHA



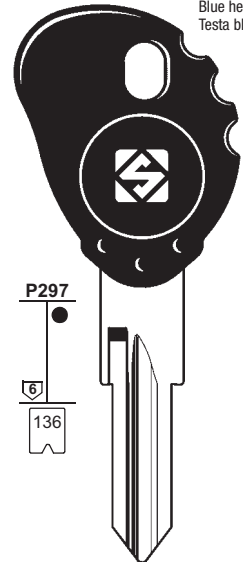

YH35REH2
A 7001-8500
B 7001-8000
C 7001-8000




ZD16RP
..... 8001-9554
..... 1-700
N 1-700




ZD24RDP
..... 8001-9554




ZD24RT5
..... 8001-9554

Blue head
Testa blu

ZADI

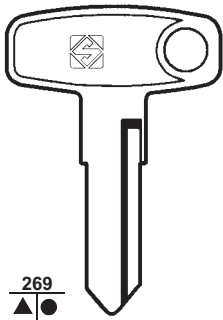
ZADI

Motorcycle Keys Guide

1	2	2a	3	6	71	72	42	43 44a	9b	10b 10c	12	15	A	B	C	D	
IGNITION																	
MOTORCYCLE MAKE/MODEL	FROM	TO	SILCA REF.	TRANSP. TYPE	ID	COPY	ID	COPY	ID	COPY	STP						
	1995	2010	 Ref.		 FAST COPY PLUS RW4 PLUS	 FAST COPY PLUS RW4 PLUS	 FAST COPY RW4	 FAST COPY RW4	 RW3	 RW3							
TRIUMPH																	
AMERICA	2006		ZD24RDP													⇄	
BONNEVILLE	2006		ZD24RDP													⇄	
DAYTONA	2006		ZD24RDP													⇄	
ROCKET III	2006		ZD24RDP													⇄	
SCRAMBLER	2006		ZD24RDP													⇄	
SPEEDMASTER	2006		ZD24RDP													⇄	
SPRINT ST	2006		ZD24RDP													⇄	
THRUXTON	2006		ZD24RDP													⇄	
TIGER	2006		ZD24RDP													⇄	
YAMAHA																	
Aerox	1998		ZD24RDP											⇄	⇄	⇄	⇄
Aerox	1998		ZD24RT5	MEG	13	Y	13	Y	13	Y				⇄	⇄	⇄	⇄
Axis	1995		ZD16RP													⇄	
Breeze	1995		ZD16RP													⇄	
BT1100 BullDog	2003	2005	ZD24RDP													⇄	
BT1100 BullDog	2005		YH35RAT22	TEX / CR	69		69		60			S12				⇄	⇄
BT1100 BullDog	2005		YH35REH2	TEX / CR	69	Y	69	Y	60	PC						⇄	⇄
CT50 SS	1995		YH34P													⇄	
CT50 SS	1995		YH34RP													⇄	
FJR1300	2005		YH35RAT22	TEX / CR	69		69		60			S12				⇄	⇄
FJR1300	2005		YH35REH2	TEX / CR	69	Y	69	Y	60	PC						⇄	⇄
FZ1	2006		YH35RAT22	TEX / CR	69		69		60			S12				⇄	⇄
FZ1	2006		YH35REH2	TEX / CR	69	Y	69	Y	60	PC						⇄	⇄
FZ6	2004		YH35RAT22	TEX / CR	69		69		60			S12				⇄	⇄
FZ6	2004		YH35REH2	TEX / CR	69	Y	69	Y	60	PC						⇄	⇄
FZR600	1995		YH35R													⇄	⇄
FZR600	1995		YH35RBP													⇄	⇄
FZR600R	1995		YH35R													⇄	⇄
FZR600R	1995		YH35RBP													⇄	⇄
FZS1000 FAZER	2005		YH35RAT22	TEX / CR	69		69		60			S12				⇄	⇄
FZS1000 FAZER	2005		YH35REH2	TEX / CR	69	Y	69	Y	60	PC						⇄	⇄
Majesty 250	2005		ZD24RDP													⇄	⇄
Majesty 400	2005		YH35RAT22	TEX / CR	69		69		60			S12				⇄	⇄
Majesty 400	2005		YH35REH2	TEX / CR	69	Y	69	Y	60	PC						⇄	⇄
MT-01	2005		YH35RAT22	TEX / CR	69		69		60			S12				⇄	⇄
MT-01	2005		YH35REH2	TEX / CR	69	Y	69	Y	60	PC						⇄	⇄
MT-03	2006		YH35RAT22	TEX / CR	69		69		60			S12				⇄	⇄
MT-03	2006		YH35REH2	TEX / CR	69	Y	69	Y	60	PC						⇄	⇄
Neos	1998		ZD24RDP													⇄	⇄

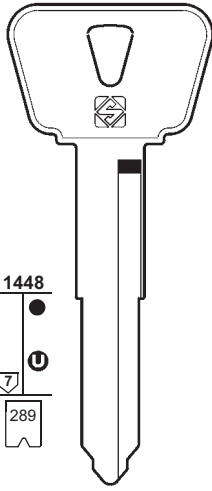
PER: 
 FOR: 

YAMAHA



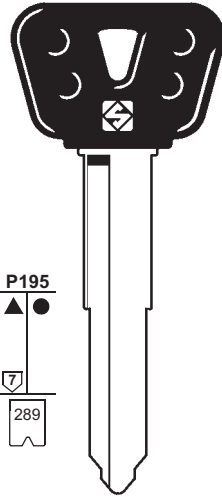
YH14

.... 3801-3850
 4251-4300
 4851-4900



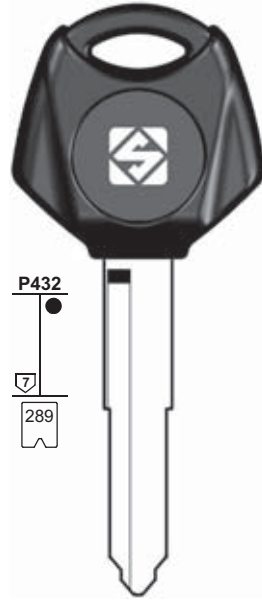
YH35R

A.... 7001-8500



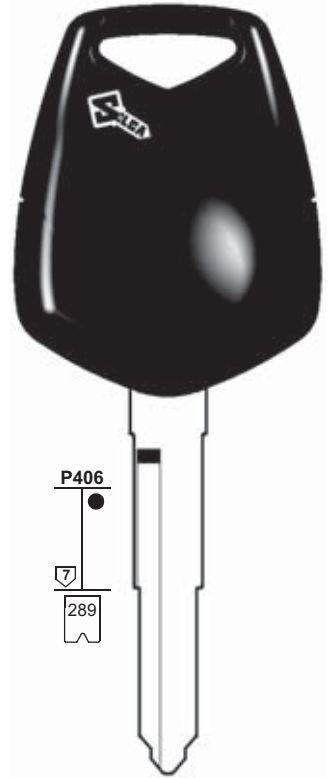
YH35RBP

A.... 7001-8500
 B.... 7001-8000
 C.... 7001-8000



YH35RAT22

A.... 7001-8500
 B.... 7001-8000
 C.... 7001-8000

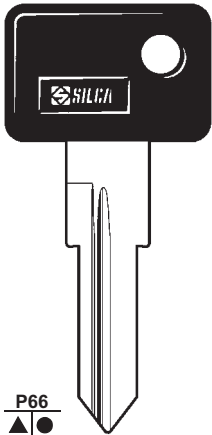


YH35REH2

A.... 7001-8500
 B.... 7001-8000
 C.... 7001-8000

PER: 
 FOR: 

YAMAHA




ZD16RP

.... 8001-9554
 1-700
 N... 1-700



ZD24RDP

.... 8001-9554



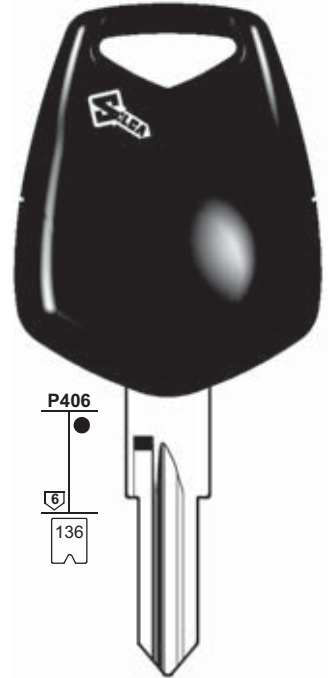
ZD24RT5

.... 8001-9554



ZD24RAT22

.... 8001-9554



ZD24REH2

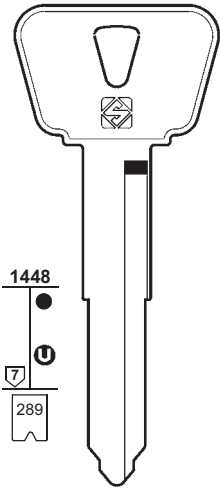
.... 8001-9554

Blue head
 Testa blu

ZADI

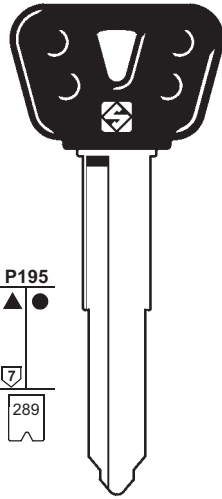
ZADI

ZADI

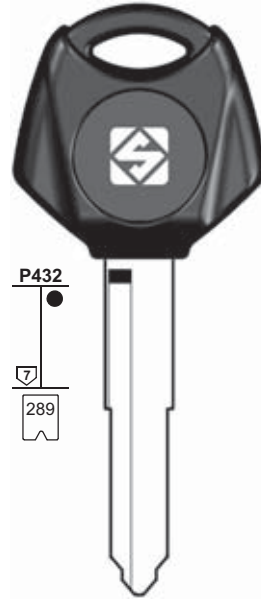


YH35
A 7001-8500
B 7001-8000
C 7001-8000

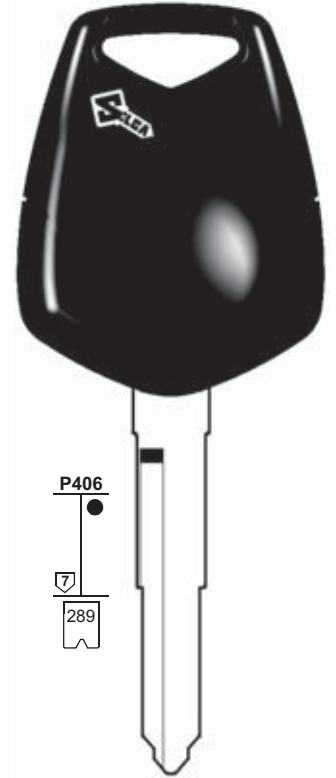
YH35R
A 7001-8500
B 7001-8000
C 7001-8000




YH35RBP
A 7001-8500
B 7001-8000
C 7001-8000



YH35RAT22
A 7001-8500
B 7001-8000
C 7001-8000



YH35REH2
A 7001-8500
B 7001-8000
C 7001-8000



ZD23RT5
.....
8001-9554

ZADI

1	2	2a	3	6	71	72	42	43 44a	9b	10b 10c	12	15	A	B	C	D
IGNITION																
MOTORCYCLE MAKE/MODEL	FROM	TO	SILCA REF.	TRANSP. TYPE	ID	COPY	ID	COPY	ID	COPY	STP					
	1995	2010	 Ref.		 FAST COPY PLUS RW4 PLUS	 FAST COPY PLUS RW4 PLUS	 FAST COPY RW4	 FAST COPY RW4	 RW3	 RW3						
YAMAHA																
X-MAX 250	2005		ZD23RT5	TEMIC	12	Y	12	Y	12	Y			↔		↔	
XT600E	1995		YH35R										↔	↔		
XT600E	1995		YH35RBP										↔	↔	↔	↔
XT600E	1996		YH35R										↔	↔		
XT600E	1996		YH35RBP											↔	↔	↔
XT660Z Ténéré	2008		YH35RAT22	TEX / CR	69		69		60			S12	↔		↔	
XT660Z Ténéré	2008		YH35REH2	TEX / CR	69	Y	69	Y	60	PC			↔		↔	
XTR	2004		YH35RAT22	TEX / CR	69		69		60			S12	↔		↔	
XTR	2004		YH35REH2	TEX / CR	69	Y	69	Y	60	PC			↔		↔	
XTX	2004		YH35RAT22	TEX / CR	69		69		60			S12	↔		↔	
XTX	2004		YH35REH2	TEX / CR	69	Y	69	Y	60	PC			↔		↔	
XTZ660	1996		YH35R										↔	↔		
XTZ660	1996		YH35RBP											↔	↔	↔
XVS1100 DragStar	1998		YH35R										↔	↔		
XVS1100 DragStar	1998		YH35RBP										↔	↔	↔	↔
XVS1100A DragStar	2004		YH35RAT22	TEX / CR	69		69		60			S12	↔		↔	
XVS1100A DragStar	2004		YH35REH2	TEX / CR	69	Y	69	Y	60	PC			↔		↔	
XVS650 DragStar	1996		YH35R										↔	↔		
XVS650 DragStar	1996		YH35RBP											↔	↔	↔
XVS650A DragStar	2004		YH35RAT22	TEX / CR	69		69		60			S12	↔		↔	
XVS650A DragStar	2004		YH35REH2	TEX / CR	69	Y	69	Y	60	PC			↔		↔	
XVZ1300	1996		YH35R										↔	↔		
XVZ1300	1996		YH35RBP											↔	↔	↔
YP250 Majestic	1996		YH35R										↔	↔		
YP250 Majestic	1996		YH35RBP											↔	↔	↔
YZF1000	1996		YH35R										↔	↔		
YZF1000	1996		YH35RBP											↔	↔	↔
YZF600	1996		YH35R										↔	↔		
YZF600	1996		YH35RBP											↔	↔	↔
YZF-R1	2005		YH35RAT22	TEX / CR	69		69		60			S12	↔		↔	
YZF-R1	2005		YH35REH2	TEX / CR	69	Y	69	Y	60	PC			↔		↔	
YZF-R6	2003		YH35RAT22	TEX / CR	69		69		60			S12	↔		↔	
YZF-R6	2003		YH35REH2	TEX / CR	69	Y	69	Y	60	PC			↔		↔	
SOME MODELS	1995		YH35										↔	↔		
SOME MODELS	1995		YH35R										↔	↔		
SOME MODELS	1995		YH35RBP										↔	↔	↔	↔



GB IMPORTANT

All information and illustrations in this catalogue are for guidance only.

Silca reserves the right to alter products designs, dimensions or info to improve the products quality.

The contents of this catalogue are fully protected by Copyright and may not be copied or reproduced in any form, without written permission from Silca.

Any infringements will be dealt with under Italian law.

F IMPORTANT

Les illustrations et les caractéristiques techniques des produits présentés dans ce catalogue sont données à titre indicatif.

Bien que les caractéristiques essentielles des produits soient invariables, Silca se réserve le droit d'apporter toutes les modifications qu'elle retiendra nécessaires et opportunes afin d'améliorer la qualité de ses produits.

Tous les dessins et photos sont propriété Silca et toute reproduction, même partielle, sans l'autorisation écrite préalable de Silca est interdite conformément aux prescriptions légales. Tout litige est du ressort exclusif des Tribunaux de la circonscription où se trouve le Siège de la Société.

I IMPORTANT

Le illustrazioni e i dati tecnici dei prodotti contenuti nel catalogo debbono considerarsi indicativi.

Silca si riserva il diritto, ferme restando le caratteristiche essenziali dei prodotti, di apportare tutte le modifiche che ritiene necessarie e opportune al fine di migliorare la qualità dei prodotti.

Tutti i disegni e le fotografie sono di proprietà di Silca, ogni riproduzione anche parziale, senza autorizzazione scritta della Silca è vietata secondo termini di legge.

Per qualsiasi controversia competenti sono gli Uffici Giudiziari dove ha sede l'Azienda, con espressa esclusione di qualsiasi altro foro.

E IMPORTANTE

Las ilustraciones y los datos técnicos de los productos en este catálogo son indicativos.

La Silca se reserva el derecho, quedando invariadas las características principales de los productos, de modificar todo lo que considere necesario y oportuno para mejorar la calidad de sus artículos.

Todos los dibujos y las fotografías pertenecen a la Silca; según determina la Ley, se prohíbe toda reproducción aunque parcial, sin autorización por escrito de la Silca.

En caso de disputas la competencia es de las autoridades judiciales donde está domiciliada la firma, excluyendo cualquier otro foro.

D WICHTIG

Die Abbildungen und technischen Daten des Katalogs sind nur zur Information.

Silca behält sich vor, etwaige Änderungen am Produkt, die zur Verbesserung desselben beitragen vorzunehmen.

Alle Zeichnungen und Fotos sind Besitz der Firma Silca, jede Reproduktion, auch teilweise, ist ohne schriftliche Erlaubnis der Firma Silca gesetzlich untersagt.

Im Falle von Streitfragen ist der Gerichtshof des Firmensitzes zuständig; jeder andere Gerichtshof ist ausgeschlossen.

P IMPORTANTE

As ilustrações e as características técnicas dos produtos apresentados neste catálogo são facultados a título indicativo.

Mesmo que as características essenciais dos produtos sejam invariáveis, à Silca reserva-se o direito de modificar ser necessário e oportuno los productos, afim de melhorar a sua qualidade.

Todos os desenhos e fotos são propriedade da Silca, e é proibida a sua reprodução mesmo parcial sem a autorização escrita da Silca conforme as prescrições legais.

Em caso de litígio fica desde já designado, excluindo qualquer outro, o Tribunal da comarca onde está registada a sede da Silca.

The Car Book 3 - P394

Issued by Silca S.p.A. - Vittorio Veneto, May 2010



GB IMPORTANT

In compliance with current regulations relating to industrial property, we hereby state that the trade-marks or trade names mentioned in our catalogue are the exclusive property of authorized manufacturers of locks and users.

Said trade-marks or trade names are nominated only for the purposes of information so that any lock for which our keys are made can be rapidly identified. This catalogue is reserved exclusively for professional key cutters who use Silca products.

F IMPORTANT

Conformément aux lois en vigueur concernant la propriété industrielle, nous vous informons que les marques et appellations commerciales citées dans notre catalogue appartiennent exclusivement aux fabricants de serrures et aux utilisateurs autorisés.

Ces marques ou appellations commerciales sont indiquées à titre d'information pure et simple pour vous permettre de déterminer rapidement les serrures auxquelles nos clés sont destinées.

Ce catalogue est réservé exclusivement aux professionnels du taillage de clés qui utilisent les produits Silca.

I IMPORTANT

In conformità alle disposizioni legali in vigore relative alle proprietà industriali, informiamo che i marchi o le denominazioni commerciali citate nel nostro catalogo sono di proprietà esclusiva dei fabbricanti di serrature e degli utilizzatori autorizzati.

Questi marchi o denominazioni commerciali sono indicati a titolo di semplice informazione, con lo scopo di riconoscere velocemente a quali serrature le nostre chiavi sono destinate. Questo catalogo è esclusivamente riservato ai professionisti della riproduzione chiavi che utilizzano i prodotti Silca.

E IMPORTANTE

En conformidad con las vigentes disposiciones de ley sobre propiedad industrial, las marcas y denominaciones comerciales citadas en nuestro catálogo se declaran de propiedad exclusiva de los fabricantes de cerraduras y los utilizadores autorizados.

Dichas marcas o denominaciones comerciales se citan por simple información, al objeto de hacer comprender sin dificultad a qué cerraduras van destinadas nuestras llaves.

Este catálogo está reservado exclusivamente a los profesionales de la reproducción de llaves que utilizan los productos Silca.

D WICHTIG

Gemäß den derzeit geltenden Normen bezüglich des Industrieigentums teilen wir Ihnen mit, daß die im vorliegenden Katalog angeführten Markennamen oder Handelsmarken ausschließliches Eigentum der Schloßhersteller und zugelassenen Fachhändler sind.

Diese Markenbezeichnungen oder Handelsmarken sind nur zur Information angeführt, mit dem Zweck, schnell erkennen zu können, zu welchem Schloß unsere Schlüssel gehören.

Der vorliegende Katalog ist ausschließlich an Schlüsselkopier-Fachgeschäfte, die Silca Produkte benützen, gerichtet.

P IMPORTANTE

Em conformidade com as disposições legais em vigor relativas à propriedade industrial, informamos que as marcas ou as denominações comerciais citadas no nosso catálogo são propriedade exclusiva dos fabricantes de fechaduras e dos utilizadores autorizados.

Estas marcas ou denominações comerciais são indicadas só a nível de informação, a fim de reconhecer rapidamente a quais fechaduras se destinam as nossas chaves.

Este catálogo é reservado exclusivamente aos profissionais da reprodução de chaves que utilizam os produtos Silca.

The Car Book 3 - P394

Issued by Silca S.p.A. - Vittorio Veneto, May 2010